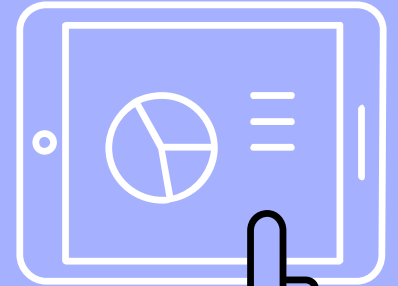
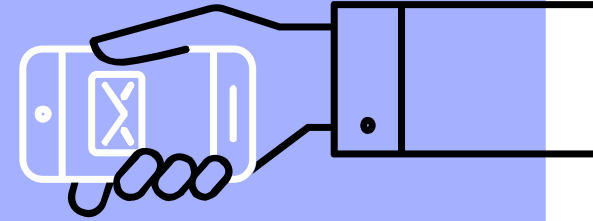




Catholic Regional
College St Albans

Year 8 Family Night 2025

"Love one another as I have loved you."



Acknowledgement of country



We begin by acknowledging the **Wurundjeri people of the Kulin Nation**, the Traditional Owners of this land. We honor their deep connection to this place and pay our respects to their Elders past, present, and emerging.

This year at CRC St Albans, we are called to **deepen our connections**—to one another, our shared history, and the sacred land we walk upon. As part of this journey, our school is creating a **First Nations mural** in collaboration with a Wurundjeri Elder and our students. This artwork will reflect the themes of **kinship, unity, and belonging**, reminding us of those who have come before us and the responsibility we carry forward.




College Principal:
Christina Utri



Catholic Regional
College St Albans

College Motto -

*“Love one another as I
have loved you”*





Who do you say I
am

A wooden cross is mounted on a wall. The cross is made of light-colored wood and is the central focus of the image. The background is a warm, golden-brown color with a subtle texture. The cross is slightly out of focus, giving it a soft, ethereal appearance.

Loving God,

As we begin this new school year, we thank You for walking with us—in our learning, our friendships, and the moments that shape who we are.

Jesus' question, "*Who do you say I am?*", calls us to **reflect, search, and grow in faith**. The footprints around our school remind us that we, too, are on a journey, following those who have come before us and leaving our own mark.

Help us to be people of **faith, courage, and kindness**. May our actions reflect Your love, and may we support one another as we grow in understanding. Bless our school, our teachers, and our families, and guide us in all that we do.

We ask this in the name of Jesus Christ, our Lord.

Amen.



Catholic Regional
College St Albans

A day in the life of Year 8 student

Homeroom

Students are encouraged to move to homeroom at 8:40.

PERIOD 1 PERIOD 2

We need to have our books ready from the morning

recess

PERIOD 3

recess ends at 11:20, we have 5 minutes to get to our lockers to get ready for class

lunch

PERIOD 4⁶ PERIOD 5

Lunch ends at 1:05, we have 5 minutes to get ready
The school day ends at 3:10



Catholic Regional
College St Albans


Welcome to the Year 8 team !

Homeroom	Teacher	Associate	Room number
Attard	Ms Arora	Mr Tobin	9
Clark	Mr Huseyin	Ms Nancarrow	11
Curie	Ms Parco	Mr Orsini	12
Edison	Ms Gusman	Ms Lowe	13
Hollows	Ms Pintarich	Ms Smith	14
Orifici	Mr Boudaher	Ms Baldacchino	15



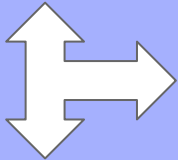
Catholic Regional
College St Albans

Who is here to lift me up



Homeroom teacher

They are your first point of contact for any enquiries or issues.



Subject teacher

Working with your children for all their learning needs.

YLL

Miss Hart is here to support with any wellbeing or behaviour issues.

AYLL

Miss Baldacchino is here to plan our PC curriculum and ensure we are ready and organised for class.



Head of wellbeing

Mr Tobin is here to support with more serious wellbeing needs.


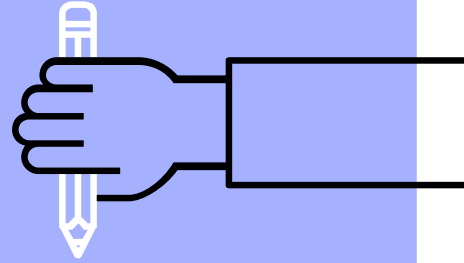
Deputy Principal of wellbeing

Oversees our wellbeing and supports with serious issues.



Catholic Regional
College St Albans

Our year 8 goals and expectations



Punctuality and Absences:

General Absences:

Parents will need to notify school of student absences or appointments.

Late to school:

Students need to sign in at the office if they are late to school.

Late to class:

If your child is late to class on more than **three occasions** in one week, a **friday detention** will be issued and you will be notified.



Summer uniform (Terms 1 & 4(from Melbourne cup))

SUMMER UNIFORM

CRC ST ALBANS

GIRLS

WHITE COLLEGE SHORT SLEEVE SHIRT:
Top button done up and tucked in when worn with the tie.

COLLEGE TIE (optional):
Done up to the shirt collar.

COLLEGE BLAZER:
Must be worn to and from school, to homeroom and to official College events.

JUMPER (optional):
Can only be worn to and from school if under the blazer.

PINSTRIPED SHORTS OR COLLEGE SUMMER DRESS

WHITE SOCKS

SHOES:
Black leather lace up school shoes only.



BOYS

WHITE COLLEGE SHORT SLEEVED SHIRT:
No undergarments showing.

BOYS COLLEGE TIE (optional):
Done up to the shirt collar.

COLLEGE BLAZER:
Must be worn to and from school, to homeroom and to official College events.

JUMPER (optional):
Can only be worn to and from school if under the blazer.

NAVY BLUE COLLEGE TROUSERS OR COLLEGE SHORTS

SHORT NAVY SOCKS

SHOES:
Black leather lace up school shoes only.

Winter Uniform (Terms 2 & 3)

BOYS

BOYS COLLEGE TIE:

Done up to the shirt collar.

WHITE COLLEGE LONG SLEEVED SHIRT:

Top button done up and tucked in.

COLLEGE BLAZER:
Must be worn to and from school, to homeroom and to official College events.

JUMPER:
Can only be worn to and from school if under the blazer.

TROUSERS:
Navy blue.

SOCKS:
Navy blue.

SHOES:
Black leather lace up school shoes only



GIRLS

GIRLS COLLEGE TIE:

Done up to the shirt collar.

WHITE COLLEGE LONG SLEEVED SHIRT:

Top button done up and tucked in.

COLLEGE BLAZER:
Must be worn to and from school, to homeroom and to official College events.

JUMPER:
Can only be worn to and from school if under the blazer.

COLLEGE KILT:
Worn on the knee.
or
PINSTRIPED SLACKS

SOCKS:
Long navy blue.

or
TIGHTS:
Navy blue.



Sports Uniform

NAVY BLUE
COLLEGE CAP

OR

COLLEGE BUCKET
HAT

(Yr 7 students must
wear College bucket
hat to PE during
Terms 1 & 4).

NAVY POLO SHIRT:
No undergarments
showing.

COLLEGE RUGBY TOP:
Compulsory
(Optional in Summer)

COLLEGE SPORT
SHORTS

OR

COLLEGE TRACK
PANTS

SPORTS SHOES
AND
WHITE SPORT SOCKS



NAVY BLUE
COLLEGE CAP

OR

COLLEGE BUCKET HAT

(Yr 7 students must
wear College bucket
hat to PE during
Terms 1 & 4).

NAVY POLO SHIRT:
No undergarments
showing.

2in 1 JACKET

COLLEGE SPORTS
SHORTS

OR

COLLEGE TRACK
PANTS

SPORTS SHOES
AND
WHITE SPORT SOCKS



Uniform - Blazers, Vests and Jackets

The blazer must be worn on days where there is no PE practicum classes. It should be brought to school on all other days and seen in homeroom.



The vest and sports rain jacket are intended to be worn with the PE uniform specifically on PE practicum days to maintain consistency and proper attire.



Uniform - Shoes

These shoes can be purchased from **BIG W, Kmart, Best & Less, & Williams**



These are called sneakers, not school shoes and can only be worn with the PE uniform on days students have PE practicum classes.

Nike Air Force 1s



Adidas Gazelle Sneakers



New Balances

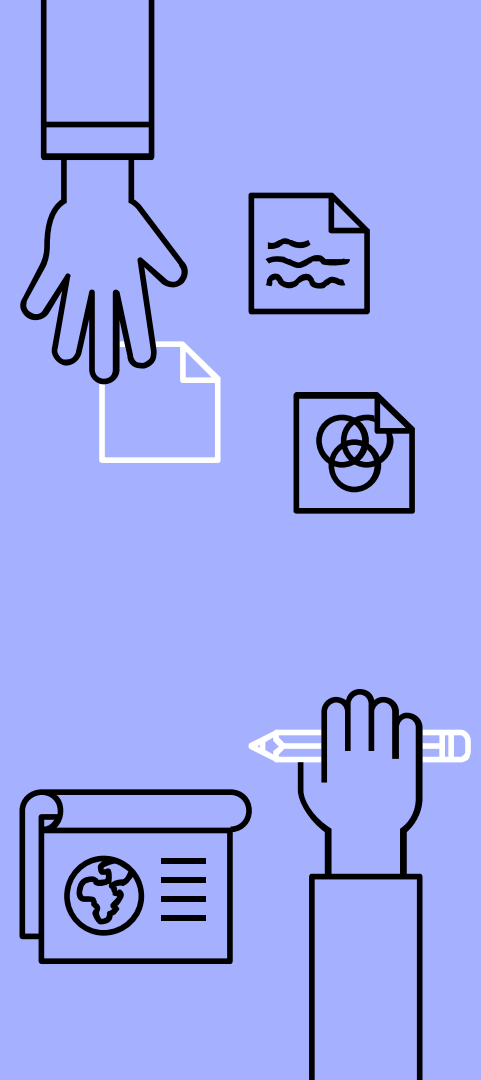


Out of Uniform Procedure

If your child is out of uniform, please send a note in their **diary**, **email**, or **call** the school to inform us.

For '**foot conditions**', please provide the college with **medical documentation** if your child can't wear black leather lace-up shoes.

If your child is in the incorrect uniform more than **twice a week**, you will be notified and a **friday detention** will be issued.



Mobile Phone & Audio Devices Procedure

Procedures

Phones and audio devices will be confiscated from students who are in breach of the school policy and handed to office staff, who will record the collection of the phone / device and store them. Confiscated items can only be collected from the Year Level Leader after school.

- First occurrence: The phone / audio device will be taken from the student and the YLL will return at the end of day.
- Second occurrence: Device is confiscated. Parents will be contacted regarding the confiscation and the phone/audio device is returned to the student at the end of the day by the YLL.
- Third occurrence: Device is confiscated. Parents will be contacted regarding the confiscation and the phone/audio device is returned to the student at the end of the day by the YLL. A Friday Detention will be issued.
- Fourth occurrence: On the fourth occasion, the YLL will contact the parents, requesting them to come to school to collect the phone. Through consultation with the parents, a suitable consequence will be determined, (handing the phone into the office each morning for a specified period of time, an additional Friday detention)

Subsequent occurrence: As above, with the option of keeping the phone/audio device at school overnight.

The mobile phone / audio device count will be reset at the beginning of the term.




Student Diary:

Student diaries are used for:

- ▷ **Communication:** To connect students, teachers, and parents.
- ▷ **Organisation:** To record homework, due dates and events; parents can also use it to check how students are maintaining their work balance.
- ▷ **Class Pass:** Used for moving to and from classes.

Locker Allocation:


- ▷ Students are to keep lockers clean, tidy, and locked with their own lock.
- ▷ Students rotate lockers midway through the term for fairness
- ▷ **Assigned Area:** Lockers are assigned in their Pastoral Care area.
- ▷ **Organisation:** Students have colour-code folders and books to match subjects on their timetable.



Device usage tips

- Keep devices out of the bedroom
- Set dedicated time for devices usage
- Know what your child is doing and accessing (it is okay to ask them)
- Know who your child is talking with
- Charge devices in the kitchen.
- Buy a digital alarm clock for the bedroom (K mart for the win)
- Check out the e-safety.gov.au website for more resources






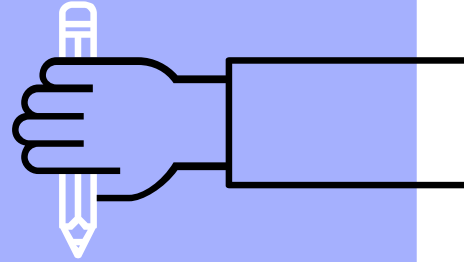
Positive relationships

- Building good rapport with others
- Making good choices
- Positive language
- Learning when to walk away
- Being okay with friendships changing
- Speaking with an adult or friend(who is in your circle)
- Learning regulation skills
- Making a **smart** choice



Catholic Regional
College St Albans

Overview of Pastoral Care



YEAR 8s PARTICIPATE!

All year 8s will participate in managing our school grounds and community!

How does it work?

- 2 students are assigned a job for a period of 2 weeks.
- Once completed for 2 weeks, the students receive a commendation.

Why do we do this?

1. To get involved with the life of the school!
You are making important contributions that help our school to function well!
2. To work in partnership with a person in your homeroom; hopefully getting to know them well!



What do they do?

- Flags
- Gates
- Garden
- Yard clean up
- Library
- Food Bank

YEAR 8 CAMP

WHEN?

- ▷ CAMP 1: Tuesday 22nd - Wednesday 23rd April
Attard, Clark & Curie
- ▷ CAMP 2: Wednesday 23rd - Thursday 24th April
Edison, Hollows, Orifici

Keep in mind that Tues 22nd is the FIRST DAY BACK of term 2 as Monday is a public holiday!

WHERE?

- ▷ The Ranch, Mornington Peninsula
810 Boneo Rd, Boneo VIC 3939



YEAR 8 CAMP

WHAT are we doing there?

On each camp there will be 5x groups of max 15 students.

5 activity rotations:

- 1) Initiatives course
- 2) Giant Swing
- 3) Crate Stack
- 4) Mountainboarding
- 5) Sports courts

And then all 5 groups will go on a night walk together.



YEAR 8 CAMP

WHY are we going?

The camp activities provide opportunities to develop:

- Resilience
- Collaboration and teamwork skills
- Communication skills
- Problem solving skills

These skills link to and prepare the students for the Pastoral Care curriculum in term 2.

It's also a great chance to bond with other members of the homeroom, the year level and their homeroom teachers.



GIANT SWING

- One student is put into a safety harness and lifted into the air on rope.
- Then, with a pull of a rope, there is a quick release and they fly into the air.
- Promotes resilience.



CRATE STACK

- One student is harnessed onto a rope and pulled up by other students as crates are stacked under them. The goal is to get as high up on a stack of crates.
- Promotes teamwork & communication.



MOUNTAIN BOARDING

- Mix between skateboarding and snowboarding. Safety equipment used - helmets, knee pads, elbow pads.
- They learn to glide down a small hill then progress to jumps and tricks.
- Promotes resilience.



INITIATIVES COURSE

- Students work together to pass through obstacles and physical challenges.
- Promotes teamwork & communication and problem solving skills.



NIGHT WALK

- All 5 activity groups are led by an experienced and expert camp staff member on a walk through the fields of the camp as the sun goes down.



SLEEPING ARRANGEMENTS

- ▷ Students will be sleeping in cabins with up to 7 other students of the same gender
- ▷ There are toilets in each cabin so no need for students to leave the cabin in the middle of the night. No one is to leave cabins after 10pm.
- ▷ Teachers on supervision until late



SUPERVISION & TRANSPORT

- Each activity will have a maximum of 15 students. Each of these groups will be supervised by a minimum of one teacher and one camp supervisor. Same occurs at meal times.
- Coaches will be transporting students and teachers to camp.
- One teacher will have their car to use in the unlikely situation a student needs to be driven back to the school.

MEDICAL PROCEDURES

- Make sure medical info is up to date on PAM
- Medical forms and plans will be taken on camp with supervising teachers
- Nearest ambulance station in Rosebud 10 minutes away
- We are to ensure it's a safe experience for all children involved. If a student puts themselves or others at risk, they may be asked to go home.

Thank you for
joining us
tonight

